

GALLERY[®] STEEL

garage doors

3-LAYER CONSTRUCTION



America's Favorite Garage Doors[®]



*Gallery[®] Steel / Model GD2SU, Short Panel;
Shown in Black with SQ22 Windows*

GALLERY[®] STEEL

garage doors

The Gallery[®] Steel three-layer construction provides exceptional strength, energy efficiency and dent resistance as well as a beautiful carriage house appearance. The 2" or 1-3/8" thickness of Intellicore[®] polyurethane or bonded polystyrene insulation and thermal break makes these doors heat and cold resistant while the tongue-and-groove joint helps seal out wind, rain and snow. Available in short and long panels with multiple window options, the three-layer Gallery[®] Steel is virtually maintenance-free, so the first fabulous impression becomes a lasting impression.





intellcore[®]
insulation technology

Warmer. Quieter. Stronger.

Gallery[®] Steel garage doors featuring Intellicore[®] insulation technology represent the ultimate smart choice for homeowners. Clopay's Intellicore[®] insulation is a proprietary polyurethane foam that is injected into a garage door, expanding to fill the entire structure. The result is a door with incredible strength and durability. Its dense insulation also produces a quieter door, and with one of the industry's leading R-values of 18.4, it provides year-round comfort and improved energy efficiency. Smart, indeed.

3-Layer Construction

GD2SU & GD2LU MODELS	GD1SU & GD1LU MODELS	GD2SP & GD2LP MODELS	GD1SP & GD1LP MODELS
 2" POLYURETHANE INSULATION	 1 3/8" POLYURETHANE INSULATION	2" POLYSTYRENE INSULATION	1 3/8" POLYSTYRENE INSULATION
R-VALUE 18.4	R-VALUE 12.9	R-VALUE 9.0	R-VALUE 6.5

Calculated door section R-value is in accordance with DASMA TDS-163. Models with Ultra-Grain[®] finish and Black paint options are 25 gauge steel.



Gallery® Steel / Model GD1LU, Long Panel;
Shown in Ultra-Grain® Oak Slate Finish
with Grille on ARCH1 Windows

STANDARD COLORS



Standard White Almond Desert Tan Sandtone Bronze



Chocolate Mocha Brown Charcoal Black*

- Exterior steel on standard color doors has a natural woodgrain texture.
- Doors can be painted to match the home's exterior using a high-quality latex exterior paint. Do not use oil-based paint.

**Additional charges apply.
Due to the printing process, colors may vary.*

CUSTOM PAINT OPTION



Choose from over 1,500 Sherwin-Williams® paint colors to complement your home with Clopay's Color Blast® factory-finishing option. Our durable two-part paint system is tested and backed by a five-year warranty.

ULTRA-GRAIN® FINISH OPTION



Ultra-Grain® Oak Medium Finish Ultra-Grain® Oak Dark Finish Ultra-Grain® Oak Walnut Finish Ultra-Grain® Oak Slate Finish

- Painted steel surface simulates a real stained door without the need of staining and the ongoing maintenance of wood.
- Oak woodgrain runs horizontal on stiles and vertical on panels for an authentic, natural look.
- Available in Medium, Dark, Walnut or Slate finishes that complement entry doors, shutters and other exterior stained wood products.
- Exterior steel surface on an Ultra-Grain® finish door has a stucco texture to create a more natural woodgrain appearance.
- Window frames, grilles and inserts are color matched to coordinate with the Ultra-Grain® finish patterns. All window options are available.

Additional charges apply.

LUSTRA™ FINISH



Black Charcoal Silver

Lustra™ finished garage doors feature a Black or Charcoal matte look, while Silver has a brushed metallic look. Door exterior has a smooth textured steel surface.

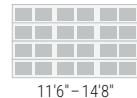
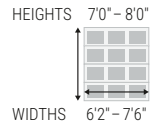
- These modern doors feature thick 24 gauge surface steel.
- Lustra™ finished doors cannot be painted.

*Additional charges apply.
Not available on Models GD1SU, GD1LU, GD2SP, GD2LP, GD1SP and GD1LP.*



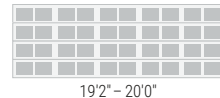
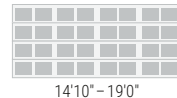
SHORT PANEL WINDOW AND TOP SECTION OPTIONS

Doors range from 6'0" to 16'0" high and 6'2" to 20'0" wide. Consult your Clopay Dealer for size options.

MODELS GD1SP, GD1SU, GD2SP AND GD2SU



Illustrations simplified for clarity.



Long Top Section



Plain Short



Plain Long



REC12



REC14



SQ22



SQ24



Wrought Iron Short*




Wrought Iron Long*



ARCH1



Vertical Grille
on ARCH1



Grille on ARCH1



ARCH2



Vertical Grille
on ARCH2



Grille on ARCH2



ARCH3



Vertical Grille
on ARCH3



Grille on ARCH3



Wrought Iron Arch*



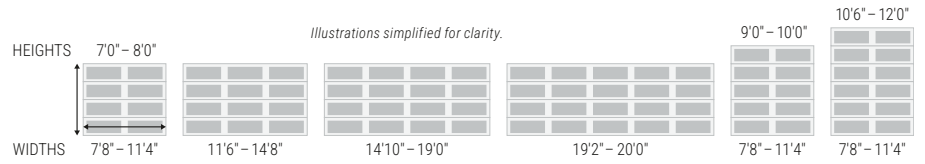
*Acrylic

Note: Due to stile width restrictions, some odd size door widths may allow only for the installation of a single handle. See your Clopay Dealer for details.

LONG PANEL WINDOW AND TOP SECTION OPTIONS

Doors range from 6'0" to 16'0" high and 7'8" to 20'0" wide. Consult your Clopay Dealer for size options.

MODELS GD1LP, GD1LU, GD2LP AND GD2LU



Short Top Section



Plain Short



Plain Long



REC12



REC14



SQ22



SQ24



Wrought Iron Short*



Wrought Iron Long*



ARCH1



Vertical Grille on ARCH1



Grille on ARCH1



ARCH2



Vertical Grille on ARCH2



Grille on ARCH2



ARCH3



Vertical Grille on ARCH3



Grille on ARCH3



Wrought Iron Arch*




*Acrylic

Note: Due to stile width restrictions, some odd size door widths may allow only for the installation of a single handle. See your Clopay Dealer for details.

WINDOW OPTIONS

GLASS



Plain Short




Plain Long



ARCH1



ARCH2



REC12



REC14



Vertical Grille on ARCH1



Vertical Grille on ARCH2



SQ22



SQ24



Grille on ARCH1



Grille on ARCH2

ACRYLIC



Wrought Iron Short*




Wrought Iron Long*




Wrought Iron Arch*

*Not available with Lustra™ finishes.
Long and short windows may be used on any Gallery® Steel 3-layer model. Double-strength glass is standard. Optional obscure, 3/4" insulated and 3/4" insulated obscure glass is available on all Gallery® Steel 3-layer models. Additional charges for optional glass apply. Acrylic windows require special cleaning. See care and maintenance manual.

Windows are available single pane or insulated in clear, frosted, seeded, obscure and rain designs. Clear acrylic also available.



Clear



Frosted



Seeded



Obscure



Rain

ADDITIONAL FEATURES



Large authentic arch window designs. Ultra-Grain® finish window frames, grilles and inserts are color coordinated to Medium, Dark, Walnut and Slate finishes.



2" thick polystyrene doors and all Intellicore® polyurethane insulation doors come standard with 10-ball nylon rollers and heavy-duty 14 gauge steel hinges.



Energy-efficient thermal break. Polyurethane model shown.

- Hot-dipped galvanized steel interior and exterior skins with a baked-on primer and top coat help ensure a virtually maintenance-free door with long-lasting beauty.
- Replaceable vinyl bottom weatherseal in a corrosion-resistant retainer helps seal out the elements.
- 2" thick polystyrene doors and all Intellicore® polyurethane insulation doors comply with 2015 IECC air infiltration requirement of 0.40 cfm/ft² or less (IECC, Section C402.5.2).
- See your Clopay Dealer for WindCode® door availability.

DECORATIVE HARDWARE

STANDARD



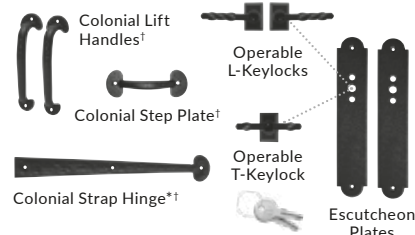
Doors come standard with color-matched lift handles.

OPTIONAL



Spade Strap Hinge*
(Complements Spade Lift Handles and Spade Step Plate)

Note: Decorative hardware options vary based on door widths. Standard hardware is not provided if a lock is chosen. See your Clopay Dealer for details.



*Aluminum construction.
*Door may not open properly if installed near the top depending on opening dimensions and lift type. See your Clopay Dealer for more details.

ENVIRONMENTAL ASSURANCE

Clopay doors are compliant with environmental laws and regulations and do not contain HFCs.

- California SB 1013
- New Jersey A-5583/S-3919 - Greenhouse Gas Bill
- Washington HB 1112 - Hydrofluorocarbon Greenhouse Gas Emissions
- Canadian regulations amending the ozone-depleting substances and halocarbon alternatives regulations

WARRANTIES

PAINT SYSTEM	WINDOW	HARDWARE
LIMITED LIFE WARRANTY	LIMITED 10YR WARRANTY	LIMITED 3YR WARRANTY



Visit clopaydoor.com or call 1-800-2CLOPAY (225-6729) for more information on Clopay, America's Favorite Garage Doors.

Follow us on



©2024 Clopay Corporation. All rights reserved.

RSDR-GALLERY3LAYERSS-10_REV0824



START DESIGNING YOUR NEW GARAGE DOOR OPEN CAMERA AND POINT!