



Residential Product Line

Quality People. Quality Products.

We value our customers and manufacture our garage doors with the highest quality workmanship and raw materials.

Our method is simple. We hire quality people driven to produce quality products. We don't just say it - we do it. Together, we find innovative ways to solve problems and continuously improve while working smarter and safer. Our people take pride in their work and strive to provide the highest quality of product and service day in and day out. That's the Haas Door Difference.

As you read forward, allow us to open a door to endless possibilities for you!

haasdoor.com

Contents

American Tradition™ 9000 Series Insulated Steel & Overlay Carriage House 2 3/8" thick / 0.081 Tested U-Factor 2" thick / 0.096 Tested U-Factor	p 2-7
Residential Aluminum 360 Series Full View Aluminum 1 3/4" thick	p 8-9
5000 Series Insulated Aluminum 2" thick / 0.110 Tested U-Factor 1 3/4" thick / 0.097 Tested U-Factor	p 10-11
2000 Series Insulated Steel 2" thick / 0.094 Tested U-Factor	p 12-13
700 Series Insulated Steel 1 3/4" thick / 0.093 Tested U-Factor	p 14-15
600 Series Insulated Steel 1 3/8" thick / 0.106 Tested U-Factor	p 16-17
2400 Series 24 Gauge Steel 2" thick / 0.215 Tested U-Factor Available with Laminate Back	p 18-19
2500 Series 25 Gauge Steel 2" thick / 0.231 Tested U-Factor Available with Laminate Back	p 20-21
SelectView Options	p 22-23
Glass Options	p 23
Window Options	p 24-27
What is U-Factor	p 28-29
Residential Warranty and Product Gauge Information	p 30
Wind Load & Accessories	p 31
Quality & Environmental Commitment	p 33



Create your garage door,
view it on your home and
receive a quote at
haascreate.com
See page 32 for more info.



All U-Factors
shown are based
on testing
solid doors.

Find out what all the
U-Factor talk is about.
See page 28 for more info.

FEATURES

- 2⁵/₈" or 2" Thick with Overlay with Full Thermal Break
- 0.081 Tested U-Factor (9200 Models); 0.096 Tested U-Factor (9600 Models)
- Environmentally Compliant Polyurethane Insulation
- 26-Gauge Galvanized Steel
- Polyurethane Overlay Boards
- 17 Base & Overlay Colors
- 12 Door Designs
- 10 Window Options
- 4 Impact Polycarbonate Glazing Options
- Available with Wind Load & Impact Options
- Industry Leading Warranty (pg 30)
 - Lifetime Rust-Through & Delamination
 - Finish Warranty (pg 30)
 - 6 Year Hardware
 - 5 Year Overlay Delamination
 - 3 Year Spring
 - 1 Year All Other Components



American Tradition™ 9000 series



Florida/Non-Florida
Wind Load
Impact/Non-Impact



Texas/Non-Texas
Wind Load
Impact/Non-Impact

LIMITED
LIFETIME
WARRANTY

9630 in carbon black with carbon black overlays, arch 3-pane dark gray/dark gray windows

Door Design Options



Most designs are available with plain or arch top sections.

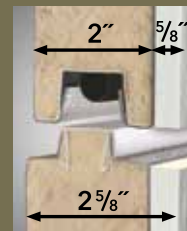
Most designs are available inverted.

Available in flush or v-groove base panels.




Available in single or double door designs.

All models shown are available with multiple style options: 9200 & 9600 models, flush or v-groove base panel option, and single or double door designs. Most models are available with plain or arch top sections. Some designs can be inverted to match other features on the home. See the best option directly on your home by using our online visualizer at haascreate.com.



9200



9600

A Full Thermal Break is used in the tongue-and-groove construction of all 9000 series doors. This rigid vinyl extrusion seals the joints and eliminates metal-to-metal contact, which limits the transfer of temperature.

9200 series doors include Air Infiltration Seals, which exceed the ASHRAE 90.1 Standard when installed with standard bottom seal and commonly available rigid/flexible vinyl door stop.



9262 in english oak with carbon black overlays, v-groove base panel



9200/9600 Plain
9210/9610 Arch

9201/9601 Plain
9211/9611 Arch

9202/9602 Plain
9212/9612 Arch

9209/9609 Plain

9220/9620 Plain
9230/9630 Arch

9221/9621 Plain
9231/9631 Arch

9222/9622 Plain
9232/9632 Arch

9223/9623 Plain
9233/9633 Arch

9224/9624 Plain

9225/9625 Plain

9226/9626 Plain

9240/9640 Plain
9250/9650 Arch

9241/9641 Plain
9251/9651 Arch

9242/9642 Plain
9252/9652 Arch

9243/9643 Plain
9253/9653 Arch

9244/9644 Plain
9254/9654 Arch

9260/9660 Plain
9270/9670 Arch

9261/9661 Plain
9271/9671 Arch

9262/9662 Plain
9272/9672 Arch

9280/9680 Plain
9290/9690 Arch


9281/9681 Plain
9291/9691 Arch

9282/9682 Plain
9292/9692 Arch

9289/9689 Plain
9299/9699 Arch

Enjoy the handcrafted quality and rich traditional carriage house style without the maintenance of wood. The American Tradition™ 9000 Series doors contain environmentally compliant polyurethane insulation with a 0.081 or 0.096 tested U-Factor. They are available in twelve solid and five wood grain colors, with an option to mix and match any combination. *(examples: almond boards on a sandstone door or carbon black boards on an american walnut door)*

Solid Base & Overlay Colors



Polar White



Almond




Sahara Tan



Sandstone




Trinar® Beige*



Bronze



Trinar® Brown*



Espresso**




Brown**



Gray



Charcoal



Carbon Black**



9609 in espresso with espresso overlays



9620 in graywood with 3-pane windows



9602 in sahara tan with espresso overlays, plain windows



9631 in almond with single arch 6-pane windows

Color Notes: Wood grain overlays are handcrafted and can vary slightly in color like real wood.

*Trinar® colors on steel sections carry a 35-year finish warranty. Trinar® overlay colors are color matched to the steel sections but do not contain the Trinar® additive, therefore fall under standard 5 year overlay warranty.

**These colors include a cool chemistry paint finish on the base door and are not recommended for projects with extreme exposures to heat and sunlight.

Due to the printing process, colors may vary. For an accurate color match, contact your Haas Door dealer.

Wood Grain Base & Overlay Colors



Mahogany



Ash



American Walnut



English Oak



Graywood

Top Section Window Designs

Windows available in top 2 sections



*Glazed Arch multi-pane window options are not available in the following sizes: 9'8" through 10'7", 14'0" through 15'7" and 18'4" through 20'2" wide




Double Doors available in single or double arch



Glass Options

Insulated - 1/2" tempered (optional)



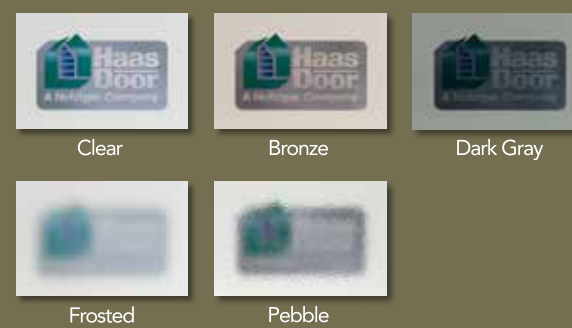
Non-Insulated - 1/8" tempered (standard)



Decorative Hardware



Impact Polycarbonate - (UV rating on Clear only)



FEATURES

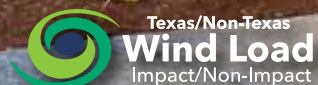
- .050" Minimum Aluminum Tublar Extrusion
- Rust and Corrosion Free
- Commercial-grade Aluminum
- Tongue-and-Groove Section Joints with Air Infiltration Bulb Seal
- Optional Polystyrene Insulated Rails & Stiles
- Custom-matched Color and Powder Coating available
- 16 Insulated Glass Options
- 13 Non-Insulated Glazing Options
- 5 Impact Polycarbonate Glazing Options

(Glazing Options on pg23)



Residential Aluminum 360 series

RA 360 Series / 1 3/4" thick




Available upon request.

RA360ix in national cherry with insulated rails and 1/2" dark gray/frosted glass



Solid Colors

Matching solid panels also available for all colors.



Clear Anodized Dark Bronze Anodized Black Anodized Polar White Almond Sahara Tan Sandstone



Brown Espresso Gray Charcoal Painted Bronze Painted Black

Powder Coated Wood Grain Colors



Oregon Douglas National Oak American Douglas Knotty Pine Colony Maple European Cherry Antique Cherry



Heritage Maple Coffee Cherry with Flame National Cherry Spiced Walnut Black Walnut

Due to the printing process, colors may vary. For an accurate color match, contact your Haas Door dealer.

FEATURES

- 2" or 1¾" Thick with Full Thermal Break
- 0.110 Tested U-Factor (5200 Models); 0.097 Tested U-Factor (5700 Models)
- Environmentally Compliant Polyurethane Insulation
- Corrosion-Resistant Stucco Embossed Aluminum
- Air Infiltration Joint Seal (5200 Models)
- Check with dealer for available Wind Load & Impact Options
- Decorative Glass Options (pg 24)
- SelectView Options (pg 22-23)
- 36 Window Options (pg 25-27)
- Industry Leading Warranty (pg 30)
 - Lifetime Delamination
 - Finish Warranty (pg 30)
 - 6 Year Hardware
 - 3 Year Spring
 - 1 Year All Other Components



5000 series




MIAMI-DADE COUNTY
APPROVED



LIMITED
LIFETIME
WARRANTY


5210/5710 in polar white

5000 Series / 2" or 1¾" thick / 0.110 or 0.097 Tested U-Factor



A **Full Thermal Break** is used in the tongue-and-groove construction of all 5000 series doors. This rigid vinyl extrusion seals the joints and eliminates metal-to-metal contact, which limits the transfer of temperature.

5200 series doors include **Air Infiltration Seals**, which exceed the ASHRAE 90.1 Standard when installed with standard bottom seal and commonly available rigid/flexible vinyl door stop.



Color Option



Polar White

Panel Options



Flush Stucco

Model 5210 (2" thick)
Model 5710 (1¾" thick)
Carriage Windows p24 & 25
Ranch Windows p24 & 26
TL Windows p26
Standard Windows p24 & 27
SlimLine Windows p26



V-Groove Stucco

Model 5212 (2" thick)
Model 5712 (1¾" thick)
TL Windows p26
SlimLine Windows p26



Raised Ranch Stucco Panel

Model 5270 (2" thick)
Model 5770 (1¾" thick)
Ranch Windows p24 & 26
Model 5267 (2" thick)
Model 5767 (1¾" thick)
Carriage Windows p24 & 25
Model 5287 (2" thick)
Model 5787 (1¾" thick)
Standard Windows p24 & 27



Raised Standard Stucco Panel

Model 5280 (2" thick)
Model 5780 (1¾" thick)
Standard Windows p24 & 27
Model 5268 (2" thick)
Model 5768 (1¾" thick)
Carriage Windows p24 & 25
Model 5278 (2" thick)
Model 5778 (1¾" thick)
Ranch Windows p24 & 26

Insulated Aluminum

◊ = Due to variances in window sizes, not all window and panel stamp configurations align.

Color Options


Wood Grain



Bi-Directional American Walnut* Bi-Directional English Oak* Bi-Directional Ash* Bi-Directional Mahogany*



Uni-Directional American Walnut Uni-Directional English Oak Uni-Directional Ash Uni-Directional Mahogany



Uni-Directional Graywood Cedar Plank American Walnut Plank English Oak Plank

Plank and Bi-Directionals color options feature a light stucco embossment. Uni-Directionals color options feature a wood grain embossment. *Bi-Directional colors are available on 60, 61, 63, and 64 models with or without windows. They are only available on 71, 72, 73, 74, 81 and 82 models without windows.

Solid



Polar White Almond Sahara Tan Sandstone



Trinar® Beige Bronze Trinar® Brown Brown**



Espresso** Gray Charcoal Carbon Black**

**These colors include a cool chemistry paint finish but is not recommended for projects with extreme exposures to heat and sunlight.

Due to the printing process, colors may vary. For accurate color samples, contact a Haas Door dealer for a color selector.

Panel Options



Flush Model 2010
All colors except Bi-Directional wood grains
Carriage Windows p24 & 25
Ranch Windows p24 & 26
TL Windows p26
Standard Windows p24 & 27
SlimLine Windows p26



V-Groove Model 2012
All colors except Bi-Directional wood grains
TL Windows p26
SlimLine Windows p26



Ribbed Short Panel Model 2060
Carriage Windows p24 & 25
Model 2072
Ranch Windows p24 & 26
Model 2082
Standard Windows p24 & 27



Recessed Short Panel Model 2061
Carriage Windows p24 & 25
Model 2071
Ranch Windows p24 & 26
Model 2081
Standard Windows p24 & 27



Ribbed Long Panel Model 2064
Carriage Windows p24 & 25
Model 2074
Ranch Windows p24 & 26



Recessed Long Panel Model 2063
(Not available in 24" sections)
Carriage Windows p24 & 25
Model 2073
(Not available in 24" sections)
Ranch Windows p24 & 26



Raised Ranch Panel Model 2070
Ranch Windows p24 & 26
Model 2067 ◊
Carriage Windows p24 & 25
Model 2087 ◊
Standard Windows p24 & 27



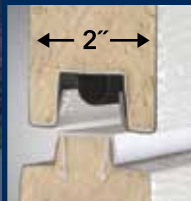
Raised Standard Panel Model 2080
Standard Windows p24 & 27
Model 2068 ◊
Carriage Windows p24 & 25
Model 2078 ◊
Ranch Windows p24 & 26



Raised Sculptured Panel Model 2090
Standard Windows p24 & 27
Model 2069 ◊
Carriage Windows p24 & 25
Model 2079 ◊
Ranch Windows p24 & 26

FEATURES

- 2" Thick with Full Thermal Break
- 0.094 Tested U-Factor with an Air Infiltration Joint Seal that meets IECC Requirements
- Environmentally Compliant Polyurethane Insulation
- 26-Gauge Galvanized Steel
- Available with Wind Load & Impact Options
- Decorative Glass Options (pg 24)
- SelectView Options (pg 22-23)
- 35 Window Options (pg 25-27)
- Industry Leading Warranty (pg 30)
 - Lifetime Rust-Through & Delamination
 - Finish Warranty (pg 30)
 - 6 Year Hardware
 - 3 Year Spring
 - 1 Year All Other Components



2000 series doors include **Air Infiltration Seals**, which exceed the ASHRAE 90.1 Standard when installed with standard bottom seal and commonly available rigid/flexible vinyl door stop.

A **Full Thermal Break** is used in the tongue-and-groove construction. This rigid vinyl extrusion seals the joints and eliminates metal-to-metal contact, which limits the transfer of temperature.



2000 series



MIAMI-DADE COUNTY APPROVED

Florida/Non-Florida
Wind Load
Impact/Non-Impact

Texas/Non-Texas
Wind Load
Impact/Non-Impact

LIMITED LIFETIME WARRANTY

2010 in cedar plank with slimline windows and selectview option (see pg 22)



2067 in bi-directional english oak with 6-pane carriage house windows



2073 in polar white with prairie windows



2064 in uni-directional mahogany with 3-pane arch windows, hinges and handles

Color Options

Wood Grain



Bi-Directional American Walnut* Bi-Directional English Oak* Bi-Directional Ash* Bi-Directional Mahogany*



Uni-Directional American Walnut Uni-Directional English Oak Uni-Directional Ash Uni-Directional Mahogany



Uni-Directional Graywood Cedar Plank American Walnut Plank English Oak Plank

Plank and Bi-Directionals color options feature a light stucco embossment. Uni-Directionals color options feature a wood grain embossment. *Bi-Directional colors are available on 60, 61, 63, and 64 models with or without windows. They are only available on 71, 72, 73, 74, 81 and 82 models without windows.


Solid



Polar White Almond Sahara Tan Sandstone



Trinar® Beige Bronze Trinar® Brown Brown**



Espresso** Gray Charcoal Carbon Black**

**These colors include a cool chemistry paint finish but is not recommended for projects with extreme exposures to heat and sunlight.

Due to the printing process, colors may vary. For accurate color samples, contact a Haas Door dealer for a color selector.

Panel Options



Flush Model 710
All colors except Bi-Directional wood grains
Carriage Windows p24 & 25
Ranch Windows p24 & 26
TL Windows p26
Standard Windows p24 & 27
SlimLine Windows p26



V-Groove Model 712
All colors except Bi-Directional wood grains
TL Windows p26
SlimLine Windows p26



Ribbed Short Panel Model 760
Carriage Windows p24 & 25
Model 772
Ranch Windows p24 & 26
Model 782
Standard Windows p24 & 27



Recessed Short Panel Model 761
Carriage Windows p24 & 25
Model 771
Ranch Windows p24 & 26
Model 781
Standard Windows p24 & 27



Ribbed Long Panel Model 764
Carriage Windows p24 & 25
Model 774
Ranch Windows p24 & 26



Recessed Long Panel Model 763
(Not available in 24" sections)
Carriage Windows p24 & 25
Model 773
(Not available in 24" sections)
Ranch Windows p24 & 26



Raised Ranch Panel Model 770
Ranch Windows p24 & 26
Model 767 ◊
Carriage Windows p24 & 25
Model 787 ◊
Standard Windows p24 & 27




Raised Standard Panel Model 780
Standard Windows p24 & 27
Model 768 ◊
Carriage Windows p24 & 25
Model 778 ◊
Ranch Windows p24 & 26



Raised Sculptured Panel Model 790
Standard Windows p24 & 27
Model 769 ◊
Carriage Windows p24 & 25
Model 779 ◊
Ranch Windows p24 & 26

FEATURES

- 1¾" Thick with Full Thermal Break
- 0.093 Tested U-Factor
- Environmentally Compliant Polyurethane Insulation
- 26-Gauge Galvanized Steel
- Available with Wind Load & Impact Options
- Decorative Glass Options (pg 24)
- SelectView Options (pg 22-23)
- 35 Window Options (pg 25-27)
- Industry Leading Warranty (pg 30)
 - Lifetime Rust-Through & Delamination
 - Finish Warranty (pg 30)
 - 6 Year Hardware
 - 3 Year Spring
 - 1 Year All Other Components



A Full Thermal Break is used in the tongue-and-groove construction of all 700 series doors. This rigid vinyl extrusion seals the joints and eliminates metal-to-metal contact, which limits the transfer of temperature.



700 series



MIAMI-DADE COUNTY APPROVED



LIMITED LIFETIME WARRANTY

770 in charcoal with prairieview decorative glass windows



780 in espresso with standard colonial windows



761 in polar white with 3-pane windows, hinges and handles



710 in graywood with slimline windows

Color Options


Wood Grain



Bi-Directional American Walnut* Bi-Directional English Oak* Bi-Directional Ash* Bi-Directional Mahogany*



Uni-Directional American Walnut Uni-Directional English Oak Uni-Directional Ash Uni-Directional Mahogany




Uni-Directional Graywood Cedar Plank American Walnut Plank English Oak Plank

Plank and Bi-Directionals color options feature a light stucco embossment.
Uni-Directionals color options feature a wood grain embossment.
*Bi-Directional colors are available on 60, 61, 63, and 64 models with or without windows. They are only available on 71, 72, 73, 74, 81 and 82 models without windows.


Solid



Polar White Almond Sahara Tan Sandstone



Trinar® Beige Bronze Trinar® Brown Brown**



Espresso** Gray Charcoal Carbon Black**

**These colors include a cool chemistry paint finish but is not recommended for projects with extreme exposures to heat and sunlight.


Due to the printing process, colors may vary.

For accurate color samples, contact a Haas Door dealer for a color selector.

Panel Options



Flush Model 610
All colors except Bi-Directional wood grains
Carriage Windows p24 & 25
Ranch Windows p24 & 26
TL Windows p26
Standard Windows p24 & 27
SlimLine Windows p26




V-Groove Model 612
All colors except Bi-Directional wood grains
TL Windows p26
SlimLine Windows p26




Ribbed Short Panel Model 660
Carriage Windows p24 & 25
Model 672
Ranch Windows p24 & 26
Model 682
Standard Windows p24 & 27



Recessed Short Panel Model 661
Carriage Windows p24 & 25
Model 671
Ranch Windows p24 & 26
Model 681
Standard Windows p24 & 27



Ribbed Long Panel Model 664
Carriage Windows p24 & 25
Model 674
Ranch Windows p24 & 26



Recessed Long Panel Model 663
(Not available in 24" sections)
Carriage Windows p24 & 25
Model 673
(Not available in 24" sections)
Ranch Windows p24 & 26



Raised Ranch Panel Model 670
Ranch Windows p24 & 26
Model 667 ◊
Carriage Windows p24 & 25
Model 687 ◊
Standard Windows p24 & 27




Raised Standard Panel Model 680
Standard Windows p24 & 27
Model 668 ◊
Carriage Windows p24 & 25
Model 678 ◊
Ranch Windows p24 & 26



Raised Sculptured Panel Model 690
Standard Windows p24 & 27
Model 669 ◊
Carriage Windows p24 & 25
Model 679 ◊
Ranch Windows p24 & 26

FEATURES

- 1³/₈" Thick with Full Thermal Break
- 0.106 Tested U-Factor
- Environmentally Compliant Polyurethane Insulation
- 26-Gauge Galvanized Steel
- Available with Wind Load & Impact Options
- Decorative Glass Options (pg 24)
- SelectView Options (pg 22-23)
- 35 Window Options (pg 25-27)
- Industry Leading Warranty (pg 30)
 - Lifetime Rust-Through & Delamination Finish Warranty (pg 30)
 - 6 Year Hardware
 - 3 Year Spring
 - 1 Year All Other Components



A Full Thermal Break is used in the tongue-and-groove construction of all 600 series doors. This rigid vinyl extrusion seals the joints and eliminates metal-to-metal contact, which limits the transfer of temperature.



600 series




668 in carbon black with 3-pane windows

LIMITED LIFETIME WARRANTY



FEATURES

- 2" Thick
- 24-Gauge Galvanized Steel
- Tongue-and-Groove Construction
- 0.215 Tested U-Factor available with Laminate Back
- Available with Wind Load & Impact Options
- Decorative Glass Options (pg 24)
- SelectView Options (pg 22-23)
- 34 Window Options (pg 25-27)
- Industry Leading Warranty (pg 30)
 - Lifetime Rust-Through
 - 6 Year Hardware
 - 3 Year Spring
 - 1 Year All Other Components



Tongue-and-groove construction is used in the manufacturing of all 2400 series doors. The door shown includes optional polystyrene insulation panel. (exterior cross section view)



Laminate Back models only.

MIAMI-DADE COUNTY APPROVED



LIMITED LIFETIME WARRANTY



2400 series



2461 in carbon black with 6-pane windows




2470 in brown with colonial windows



2460 in english oak with 6-pane windows, hinges and handles





2460 in polar white with 6-pane windows, hinges and handles



2480 in almond

2400 Series / 2" thick / 0.215 Tested U-Factor available

Color Options



***These colors include a cool chemistry paint finish but is not recommended for projects with extreme exposures to heat and sunlight.

Due to the printing process, colors may vary. For accurate color samples, contact a Haas Door dealer for a color selector.

Panel Options



Insulated Laminate Back
(L) - inside view

* L indicates energy efficient insulated laminate back option

** indicates panel is not available in 18" sections



Flush
Model 2410/2410L*
Carriage Windows p24 & 25
Ranch Windows p24 & 26
TL Windows p26
Standard Windows p24 & 27



Ribbed Short Panel**
Model 2460/2460L*
Carriage Windows p24 & 25
Model 2472/2472L*
Ranch Windows p24 & 26
Model 2482/2482L*
Standard Windows p24 & 27



Recessed Short Panel**
Model 2461/2461L*
Carriage Windows p24 & 25
Model 2471/2471L*
Ranch Windows p24 & 26
Model 2481/2481L*
Standard Windows p24 & 27



Raised Ranch Panel
Model 2470/2470L*
Ranch Windows p24 & 26



Raised Standard Panel
Model 2480/2480L*
Standard Windows p24 & 27

FEATURES

- 2" Thick
- Nominal 24-Gauge Galvanized Steel
- Tongue-and-Groove Construction
- 0.231 Test U-Factor available with Laminate Back
- Available with Wind Load & Impact Options
- Decorative Glass Options (pg 24)
- SelectView Options (pg 22-23)
- 33 Window Options (pg 25-27)
- Industry Leading Warranty (pg 30)
 - Lifetime Rust-Through
 - 3 Year Hardware
 - 3 Year Spring
 - 1 Year All Other Components



Tongue-and-groove construction is used in the manufacturing of all 2500 series doors. The door shown includes optional polystyrene insulation panel. (exterior cross section view)



Laminate Back models only.

MIAMI-DADE COUNTY APPROVED



Florida/Non-Florida
Wind Load
Impact/Non-Impact



Texas/Non-Texas
Wind Load
Impact/Non-Impact


LIMITED LIFETIME WARRANTY




2500 series

2560 in sandstone with 6-pane double arch windows


2500 Series / 2" thick / 0.231 Tested U-Factor available



Color Options



Due to the printing process, colors may vary. For accurate color samples, contact a Haas Door dealer for a color selector.



Insulated Laminate Back (L) - inside view

* L indicates energy efficient insulated laminate back option

** indicates panel is not available in 18" sections

Panel Options



Ribbed Short Panel**
Model 2560/2560L*
Carriage Windows p24 & 25
Model 2572/2572L*
Ranch Windows p24 & 26
Model 2582/2582L*
Standard Windows p24 & 27

Recessed Short Panel**
Model 2561/2561L*
Carriage Windows p24 & 25
Model 2571/2571L*
Ranch Windows p24 & 26
Model 2581/2581L*
Standard Windows p24 & 27

Raised Ranch Panel
Model 2570/2570L*
Ranch Windows p24 & 26

Raised Standard Panel
Model 2580/2580L*
Standard Windows p24 & 27

SelectView Options


SelectView by Haas Door allows you to break out of the mold of a traditional garage door by placing windows in multiple patterns dependent on the window openings you desire. Whether you desire a modern take on a wood grain door or wish to match the window pattern to an entrance door, SelectView makes it easy to create a unique garage door window pattern to complement the style of your home or create a unique look. Wind Load and impact requirements limit window placements.

Carriage House Options



- Add windows to a flush door to create a modern, custom look to fit your home.
- Available in Flush panel models.
- Available with Decorative glass, Specialty glass & inserts.
- Largest glass window size - 39 7/16" x 13 5/8".

(Possibilities shown below, many more available)




TL Options




- Take the ordinary residential door to extraordinary.
- Available in Flush and V-Groove models.
- Available in Clear or Frosted Glass
- 25" x 12" and 24" x 6" window sizes, large window frame matches door color.

(Possibilities shown below, many more available)




Standard Options



- Mix windows & standard panels for a unique look.
- Available in Raised Standard stamped panel models.
- Available with Decorative glass, Specialty glass & inserts.
- 18 3/8" x 11 3/8" window size for 5000, 2000, 700 and 600 Series – 17 3/8" x 11 3/8" window size for 2400 & 2500 Series.
- 2400 & 2500 Series are limited to 1 lite in bottom section

(Possibilities shown below, many more available)




SelectView Options (continued)

Ranch Options



- Create curb appeal with windows and panels.
- Available in Raised Ranch stamped panel models.
- Available with Decorative glass, Specialty glass & inserts.
- 39 3/8" x 11 1/2" size window.

(Possibilities shown below, many more available)




Glass Options

Insulated

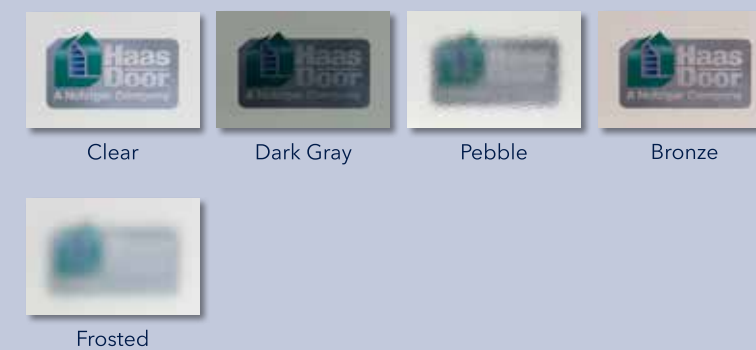


Non-Insulated

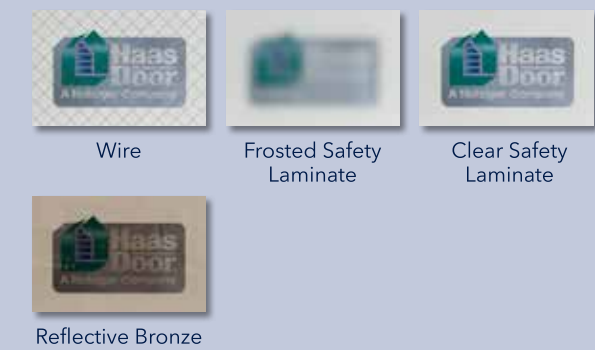


Impact Polycarbonate

(UV rating on Clear only)



Additional Residential Aluminum Non-Insulated



Decorative Glass Window Options (more details on haasdoor.com)

Carriage House Series (not available in 18" sections)

5210, 5267, 5268
2010, 2060, 2061, 2063, 2064, 2067, 2068, 2069
3/4" Insulated - Clear/Clear, Clear/Frosted

5710, 5767, 5768
710, 760, 761, 763, 764, 767, 768, 769
610, 660, 661, 663, 664, 667, 668, 669
1/2" Insulated - Clear/Clear, Clear/Frosted

2410, 2460, 2461
2560, 2561
1/8" Tempered - Clear

Emerald



Modern Craft



Prairieview



Ranch Series

5210, 5270, 5278
2010, 2070, 2071, 2072, 2073, 2074, 2078, 2079
1/2" Insulated - Clear/Clear, Clear/Frosted

5710, 5770, 5778
710, 770, 771, 772, 773, 774, 778, 779
610, 670, 671, 672, 673, 674, 678, 679
1/2" Insulated - Clear/Clear, Clear/Frosted

2410, 2470, 2471, 2472
2570, 2571, 2572
1/8" Tempered - Clear

Emerald



Modern Craft



Prairieview



Standard Series

5210, 5280, 5287
2010, 2080, 2081, 2082, 2087, 2090
1/2" Insulated - Clear/Clear, Clear/Frosted

5710, 5780, 5787
710, 780, 781, 782, 787, 790
610, 680, 681, 682, 687, 690
1/2" Insulated - Clear/Clear, Clear/Frosted

2410, 2480, 2481, 2482
2580, 2581, 2582
1/8" Tempered - Clear

Emerald



Modern Craft



Prairieview



Window Options

Carriage House Series (not available in 18" sections)

5210, 5267, 5268
2010, 2060, 2061, 2063, 2064, 2067, 2068, 2069
3/4" Insulated Tempered

5710, 5767, 5768
710, 760, 761, 763, 764, 767, 768, 769
610, 660, 661, 663, 664, 667, 668, 669
1/8" Tempered
1/2" Insulated Tempered

2410, 2460, 2461
2560, 2561
1/8" Tempered

3-Pane



3-Pane
Single Arch



3-Pane
Double Arch



4-Pane



4-Pane
Single Arch



4-Pane
Double Arch



6-Pane



6-Pane
Single Arch



6-Pane
Double Arch



8-Pane



8-Pane
Single Arch



8-Pane
Double Arch



Plain



Window Options

Ranch Series

5210, 5270, 5278
2010, 2070, 2071, 2072, 2073, 2074, 2078, 2079
1/2" Insulated Tempered

5710, 5770, 5778
710, 770, 771, 772, 773, 774, 778, 779
610, 670, 671, 672, 673, 674, 678, 679
1/8" Tempered
1/2" Insulated Tempered

2410, 2470, 2471, 2472
2570, 2571, 2572
1/8" Tempered

Cascade



Colonial



Plain



Prairie




Sherwood



TL Series


TL Lite (25" x 12")



5210, 5212
2010, 2012
3/4" Insulated Tempered - Clear, Frosted or Obscure
Outer frame matches door color, White inside frame

5710, 5712
710, 712
610, 612
1/2" Insulated Tempered - Clear, Frosted or Obscure
Outer frame matches door color, White inside frame

Small TL Lite (24" x 6")



5210, 5212
2410L
3/4" Insulated Tempered - Clear or Frosted
Outer frame available in Black or White, White inside frame

5710, 5712
710, 712
610, 612
1/2" Insulated Tempered - Clear or Frosted
Outer frame available in Black or White, White inside frame

2410
1/8" Tempered - Clear or Frosted
Outer frame available in Black or White, White inside frame

SlimLine

710, 712, 5710, 5712
7/8" Insulated Tempered

610, 612, 2010, 2012, 5210, 5212
1/2" Insulated Tempered



Window Options

Standard Series

5210, 5280, 5287
2010, 2080, 2081, 2082, 2087, 2090
1/2" Insulated Tempered

5710, 5780, 5787
710, 780, 781, 782, 787, 790
610, 680, 681, 682, 687, 690
1/8" DSB - Clear, Frosted
1/2" Insulated Tempered

2410, 2480, 2481, 2482
2580, 2581, 2582
1/8" DSB - Clear, Frosted

Cascade



Cathedral




Colonial



Plain



Prairie



Sherwood

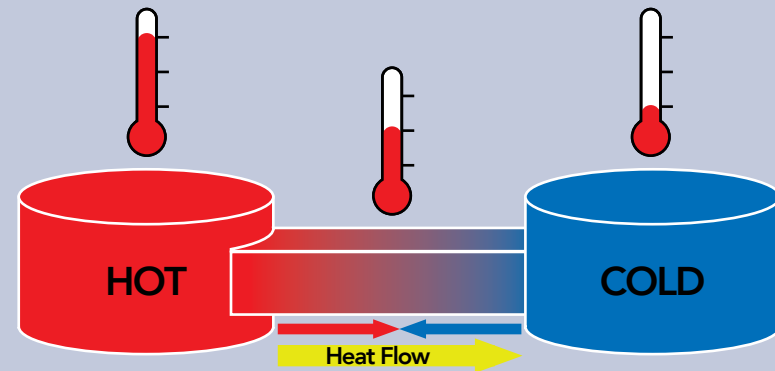


What is U-Factor?

The tested U-Factor is the measurement of heat (energy) transfer from warmer side to colder side of the garage door (in our case). Heat transfer is not desired because it means the loss of energy from conditioned spaces.

A lower U-Factor indicates less heat transfer and better thermal performance.

It is the preferred method for building codes thermal performance, and architects use U-Factors to calculate building envelope energy loads. U-Factor tests the whole, installed assembly. Energy Star Fenestration products and knowledgeable professionals recognize and use U-Factor.




Without insulation or thermal break to stop it, energy will transfer through the door.

Who is requesting this industry standard?

Door & Access Systems Manufacturers Association (DASMA) has setup a verification program to provide industry wide standardization of marketing the thermal performance of sectional garage doors. This program represents a shift in how sectional garage doors thermal performance is rated, from traditional R-Value to more accurate and relevant 3rd party tested door assembly U-Factor.

DASMA and the program participants agree to increased consistency, and transparency by sharing tested data, allowing customers to compare product quality facts. More detailed information about the program and U-Factors are available at www.dasma.com/thermal.



Why is a tested U-Factor better than a calculated R-Value?

Tested U-Factor

- U-Factor tests the whole installed assembly which includes section joint, lites, stile attachment, etc. - more relevant to thermal performance
- Third party tested and validated by the program administrator
- All manufacturers using the same testing methods ANSI/DASMA 105
- Tests measure the actual heat/energy transfer
- All manufacturer results will be a direct comparison to one another

Calculated R-Value

- Only one section is calculated and provides the insulating effect through the "center" of a door section only, not the entire door
- Independently calculated by each manufacturer - not validated
- No testing standard resulting in a wide interpretation of the calculation
- Calculates the resistance to thermal transfer

How does this benefit you?


This shift to tested U-Factor measurements sets a standard all manufacturers in the program adhere to. Tested products included in the program must be submitted to the program administrator. Only tested products in the program can list U-Factor data. This is the most reliable thermal performance indicator in the industry. Manufacturers in the program are stepping forward and formally having their products tested to prove quality.

Comparison of products between manufacturers has never been easier or more accurate. All tested products are required to be labeled with DASMA thermal performance verification displaying testing results. For accurate data and product comparison, choose products that have been tested through this program.

Establishing the standard testing procedure, and having a third party accredited lab perform and record the testing data provides consistency across the industry. Special guidelines have been put in place to properly market the U-Factor information as well. This removes any possible confusion from one manufacturer to another.

How can I tell if the product has been tested?

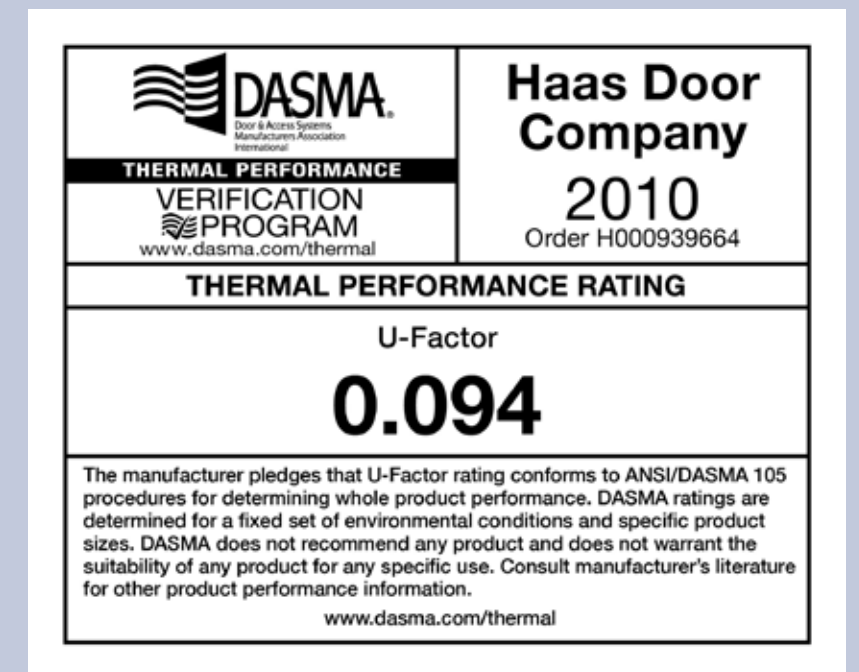
The use of DASMA thermal performance Badge, Label, or Icon will quickly identify products included in the program.



Badge



Icon



Label

Residential Warranty & Product Gauge Information

American Tradition™ 9000 Series

Insulated 26 Gauge Galvanized Steel & Overlay
Lifetime Delamination and Rust-Through Warranty
Steel Base Section Finish Warranty

- 35 Year for Trinar® Colors
- 10 Year for Solid and Wood Grain Colors

6 Year Hardware Warranty
5 Year Overlay Delamination Warranty
• Solid, Wood Grain and Trinar® Colors
3 Year Spring Warranty
1 Year All Other Components

Residential Aluminum 360 Series

.050" Minimum Aluminum Tubular Extrusion
6 Year Hardware Warranty
5 Year Finish Warranty
3 Year Spring Warranty
1 Year All Other Components

5000 Series

Insulated 24 Gauge Aluminum
Lifetime Delamination Warranty
10 Year Finish Warranty
6 Year Hardware Warranty
3 Year Spring Warranty
1 Year All Other Components

2000, 700, 600 Series

Insulated 26 Gauge Galvanized Steel
Lifetime Delamination and Rust-Through Warranty
Finish Warranty

- 35 Year for Trinar® Colors
- 12 Year for Plank Colors
- 10 Year for Solid and Wood Grain Colors

6 Year Hardware Warranty
3 Year Spring Warranty
1 Year All Other Components

2400 Series

24 Gauge Galvanized Steel
Lifetime Rust-Through Warranty
6 Year Hardware Warranty
3 Year Spring Warranty
1 Year All Other Components

2500 Series

24 Gauge Nominal Galvanized Steel
Lifetime Rust-Through Warranty
3 Year Hardware Warranty
3 Year Spring Warranty
1 Year All Other Components



Wind Load

Haas garage doors are available in a wide range of design pressures for wind load requirements. Contact your local dealer for more information about wind load requirements in your area.



Advanced Paint System

All Haas garage doors include a corrosion-resistant protective finish with a polyurethane primer and a durable polyester clear coat on the interior and exterior. Traditional and Plank wood grain colors include an additional ink layer. Haas Door's paint thickness is one of the highest in the industry.

Standard solid and traditional wood grain colors include a 10-year finish warranty, Plank wood grain colors have a 12-year finish warranty, and Trinar® solid colors come with a 35-year finish warranty.



Solid



Wood Grain



Plank

Weather Seal

Haas garage doors include a heavy vinyl bottom weather seal that seals out the elements and repels the most hostile weather conditions.



Insulated Models



2400 & 2500 Series

Accessories

Optional decorative hardware is available on most models.




Hinges (optional)



Handles
(optional, standard on 900 series)



Black nylon, white nylon,
10 ball steel roller



Powder Coated Hardware Options



HaasCreate

Haas Door's popular HaasCreate visualizer tool allows homeowners and business owners to create their dream garage door and see how it will look digitally on their own house or building.

HaasCreate can directly connect users to a Haas Door trusted dealer in their area through the platform, allowing them to receive a quote for their specific project.

Users also are able to browse Haas Door's wide range of garage door styles and options, create and save multiple projects, and even share images of their virtual projects on social media. This tool also allows users to email a dealer through the system to ask specific questions they may have and even arrange a visit with the dealer, all in one place.

Scan the QR code to go to HaasCreate and start designing your door.



HAASCREATE FEATURES

- Share your project directly with a dealer to get in contact with an experienced Haas Door installer.
- Choose everything on your door, from color to window placement, material to thermal performance.
- Share your door selections on social media or print a PDF of your project.
- Sign in to save your projects and quickly access them in the future.

Want to learn more? Scan the QR code to read more about HaasCreate on haasdoor.com.



Haas Door is Committed to Quality.

As a member of the Door and Access Systems Manufacturers Association (DASMA), Haas Door is committed to industry standards for quality and safety. In addition to these guidelines, Haas Door has developed its own quality assurance procedures.

Each raw material used in the manufacturing process is inspected daily for quality assurance. Steel used on the inside and outside skins is checked for accuracy in thickness and finish. The insulation material, a high density environmentally compliant polyurethane foam, is tested continuously on each production line to ensure that the correct density, blend of material, cure time and tested U-Factors are achieved.

Samples of manufactured doors are tested for quality and durability. Doors are cycled tens of thousands of times to test the performance and endurance of the sections, hinges, springs, cables, rollers, bottom seals, and track. Strength is measured using two separate tests. Individual sections are subjected to a dead load test, and complete doors are wind load tested. This ensures that Haas garage doors will meet wind load requirements for building codes across the country.

Haas continues to perform testing outside of the manufacturing facility, as both prototype and current doors are installed in various locations and monitored for durability. External labs are also used to test specific components to ensure quality standards.

Quality people and quality products are what make Haas Door the best garage door manufacturer in the industry. Open the door to endless possibilities!



Environmental Responsibility

Haas Door Company manufactures all garage doors in the U.S. and is committed to providing quality products that are safe for our customers and to the environment. Haas garage doors are made from steel that contains 80% recycled material. A plastic thermal break, made with recycled materials, separates each door section to eliminate metal-to-metal contact and the transfer of temperature. Haas also uses environmentally compliant polyurethane insulation, which results in some of the most energy-efficient doors on the market. Good for the environment and saves energy!

Haas Door has also implemented an ongoing improvement plan to gain efficiency and reduce waste, including a recycling program for scrap metal, cardboard and plastic. Many suppliers are regional, which minimizes fuel costs, and material packaging is reused or recycled whenever possible.



Rev. 4.8
©Haas Door 2024

320 Sycamore
Wauseon, OH 43567

[haasdoor.com](https://www.haasdoor.com)



open the door to
endless possibilities