

Color Options

Wood Grain



Bi-Directional American Walnut* Bi-Directional English Oak* Bi-Directional Ash* Bi-Directional Mahogany*



Uni-Directional American Walnut Uni-Directional English Oak Uni-Directional Ash Uni-Directional Mahogany



Uni-Directional Graywood Cedar Plank American Walnut Plank English Oak Plank




Black Oak Plank Natural Plank

Plank and Bi-Directionals color options feature a light stucco embossment. Uni-Directionals color options feature a wood grain embossment. *Bi-Directional colors are available on 60, 61, 63, and 64 models with or without windows.

Solid



Polar White Almond Sahara Tan Sandstone



Trinar® Beige Bronze** Trinar® Brown** Brown**



Espresso** Gray Charcoal** Carbon Black**

**These colors include a cool chemistry paint finish but is not recommended for projects with extreme exposures to heat and sunlight.

Due to the printing process, colors may vary. For accurate color samples, contact a Haas Door dealer for a color selector.

Panel Options



Flush Panel Model 710

All colors except Bi-Directional wood grains
Carriage Windows p25 & 27
Ranch Windows p26 & 27
TL Windows p26
Standard Windows p24 & 27
SlimLine Windows p26



V-Groove Panel Model 712

All colors except Bi-Directional wood grain & Plank options
Carriage Windows p25 & 27
Ranch Windows p26 & 27
TL Windows p26
SlimLine Windows p26




Ribbed Short Panel Model 760

Carriage Windows p25 & 27
Model 772
Ranch Windows p26 & 27
Model 782
Standard Windows p24 & 27



Recessed Short Panel Model 761

Carriage Windows p25 & 27
Model 771
Ranch Windows p26 & 27
Model 781
Standard Windows p24 & 27




Ribbed Long Panel Model 764

Carriage Windows p25 & 27
Model 774
Ranch Windows p26 & 27

FEATURES

- 1 3/4" Thick with Full Thermal Break
- 0.093 Tested U-Factor
- Environmentally Compliant Polyurethane Insulation
- 26-Gauge Galvanized Steel
- Available with Wind Load & Impact Options
- Decorative Glass Options (pg 27)
- SelectView Options (pg 22-23)
- 37 Window Options (pg 24-27)
- Industry Leading Warranty (pg 30)
 - Lifetime Rust-Through & Delamination
 - Finish Warranty (pg 30)
 - 6 Year Hardware
 - 3 Year Spring
 - 1 Year All Other Components



A Full Thermal Break is used in the tongue-and-groove construction of all 700 series doors. This rigid vinyl extrusion seals the joints and eliminates metal-to-metal contact, which limits the transfer of temperature.





**MIAMI-DADE COUNTY
APPROVED**

**Florida/Non-Florida
Wind Load**
Impact/Non-Impact

**Texas/Non-Texas
Wind Load**
Impact/Non-Impact

**LIMITED
LIFETIME
WARRANTY**



770 in charcoal with prairieview decorative glass windows



761 in polar white with 3-pane windows, hinges and handles



710 in graywood with slimline windows



ing Panel

Windows p25 & 27
Carriage Windows p26 & 27



**Recessed Long Panel
Model 763**

(Not available in 24" sections)
Carriage Windows p25 & 27
Model 773 ◊
(Not available in 24" sections)
Ranch Windows p26 & 27



**Raised Ranch Panel
Model 770**

Ranch Windows p26 & 27
Model 767 ◊
Carriage Windows p25 & 27
Model 787 ◊
Standard Windows p24 & 27



**Raised Standard Panel
Model 780**

Standard Windows p24 & 27
Model 768 ◊
Carriage Windows p25 & 27
Model 778 ◊
Ranch Windows p26 & 27



**Raised Sculptured Panel
Model 790**

Standard Windows p24 & 27
Model 769 ◊
Carriage Windows p25 & 27
Model 779 ◊
Ranch Windows p26 & 27

◊ = Due to variances in window sizes, not all window and panel stamp configurations align.